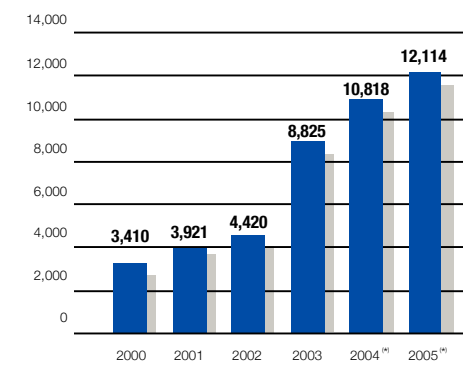


Main Figures of the ACS Group

Turnover

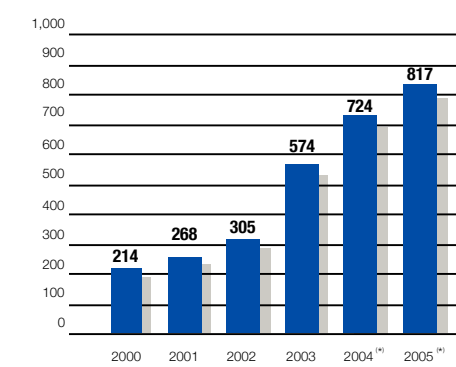
Millions of Euros



** Under IFRSs standards

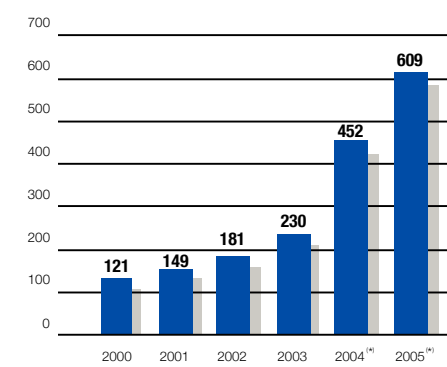
Net operating profit

Millions of Euros



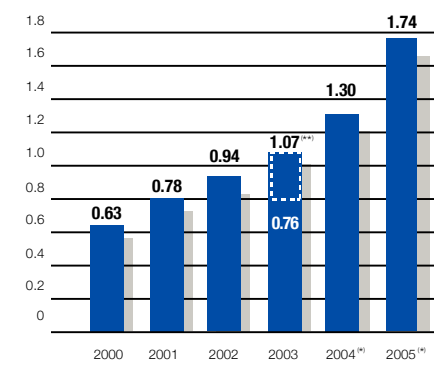
Attributable net profit

Millions of Euros



Earnings per share

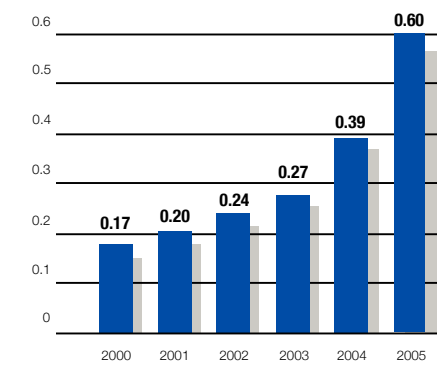
Euros



** Under IFRSs standards
** Exclude extraordinary merger expenses

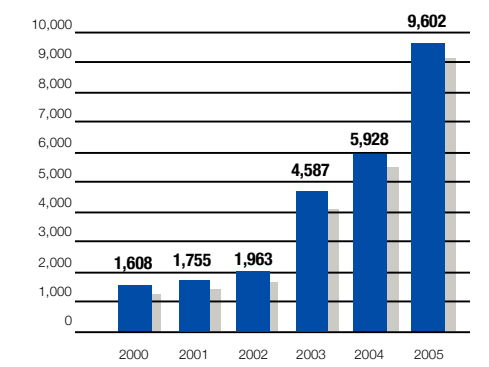
Dividend per share

Euros

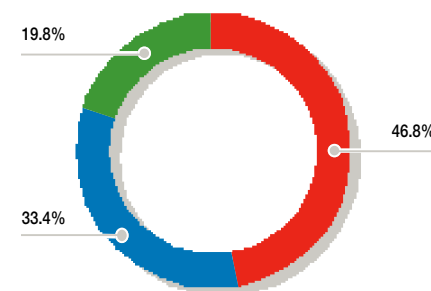


Market capitalization

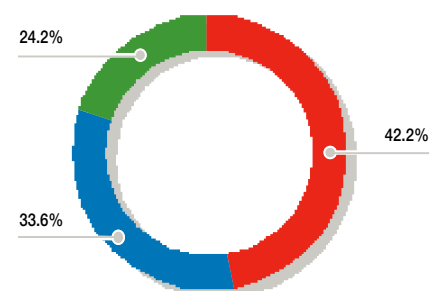
Millions of Euros



2005 Turnover by business



2005 Operating profit by business



Millions of Euros

Construction 2005

Turnover	5,725
International	9.7%
Net operating profit	359
Margin	6.3%
Net Profit	239
Margin	4.2%
Order book	9,369
Employees	18,217

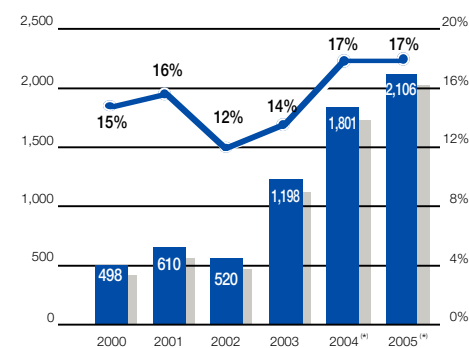
Millions of Euros

Industrial Services 2005

Turnover	4,077
International	32.3%
Net operating profit	286
Margin	7.0%
Net Profit	179
Margin	4.4%
Order book	4,269
Employees	32,122

Internationalization

Millions of Euros



** Under IFRSs standards

Millions of Euros

Services and Concessions 2005

Turnover	2,420
International	9.7%
Net operating profit	206
Margin	8.5%
Net profit	212
Margin	8.8%
Order book	13,230
Employees	62,875

International presence

Countries in which ACS Group is present

- Afghanistan
- Algeria
- Andorra
- Argentina
- Australia
- Belgium
- Bolivia
- Brazil
- Canada
- Chile
- China
- Colombia
- Dominican Republic
- Ecuador
- Egypt
- El Salvador
- Ethiopia
- France
- Germany
- Greece
- Guatemala
- Holland
- Honduras
- India
- Ireland
- Israel
- Italy
- Kuwait
- Mexico
- Morocco
- Nicaragua
- Norway
- Panama



- Peru
- Portugal
- South Africa
- Spain
- Sweden
- Switzerland
- Tunisia
- Uganda
- United Arab Emirates
- United Kingdom
- Venezuela