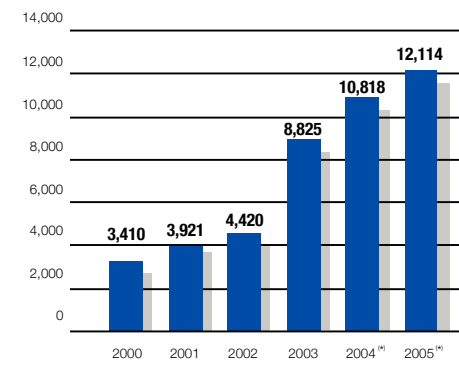


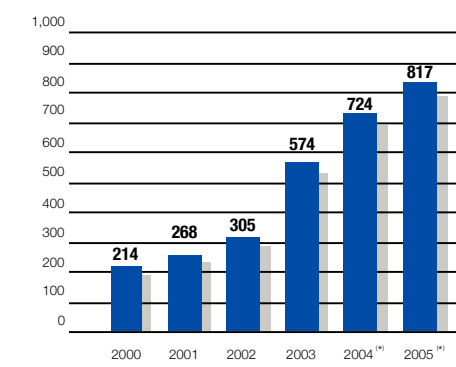
# Main Figures of the ACS Group

Turnover  
Millions of Euros

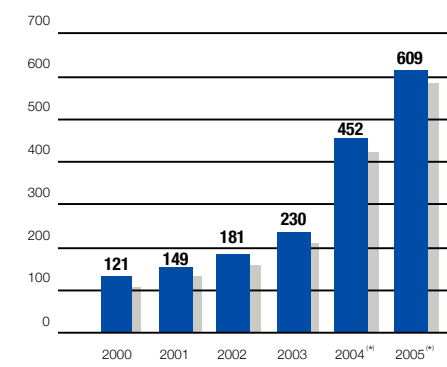


\*\* Under IFRSs standards

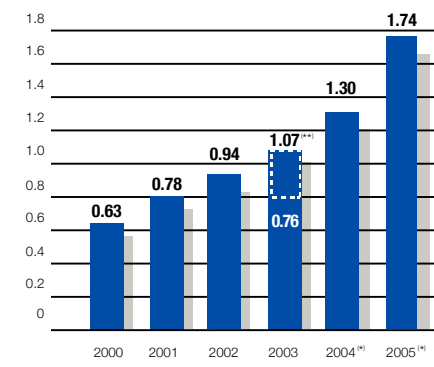
Net operating profit  
Millions of Euros



Attributable net profit  
Millions of Euros

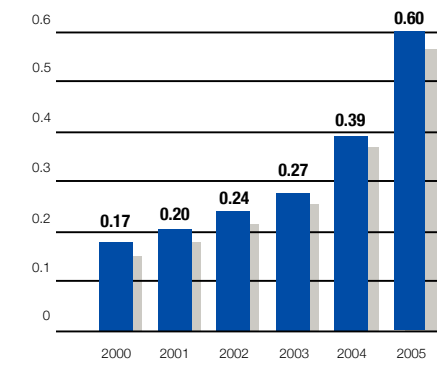


Earnings per share  
Euros

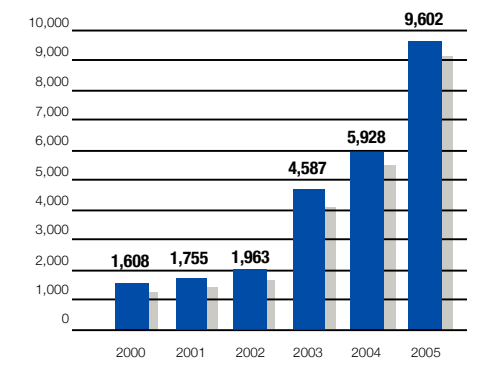


\*\* Under IFRSs standards  
\*\* Exclude extraordinary merger expenses

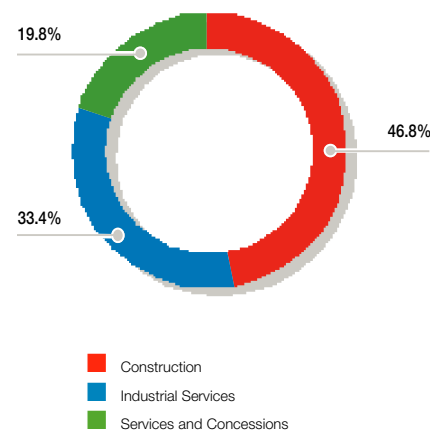
Dividend per share  
Euros



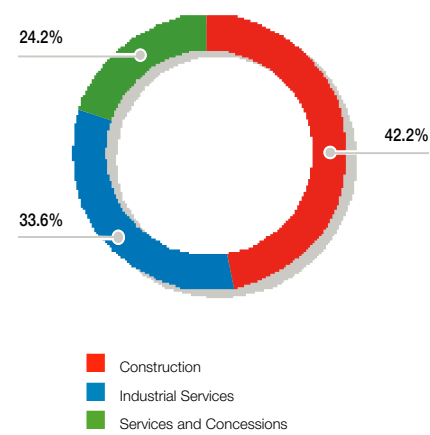
Market capitalization  
Millions of Euros



2005 Turnover by business



2005 Operating profit by business



Millions of Euros

**Construction 2005**

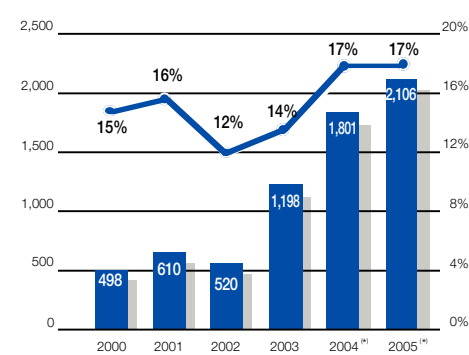
Turnover	5,725
International	9.7%
Net operating profit	359
Margin	6.3%
Net Profit	239
Margin	4.2%
Order book	9,369
Employees	18,217

Millions of Euros

**Industrial Services 2005**

Turnover	4,077
International	32.3%
Net operating profit	286
Margin	7.0%
Net Profit	179
Margin	4.4%
Order book	4,269
Employees	32,122

Internationalization  
Millions of Euros



\*\* Under IFRSs standards

Millions of Euros

**Services and Concessions 2005**

Turnover	2,420
International	9.7%
Net operating profit	206
Margin	8.5%
Net profit	212
Margin	8.8%
Order book	13,230
Employees	62,875

## International presence

Countries in which ACS Group is present

- Afghanistan
- Algeria
- Andorra
- Argentina
- Australia
- Belgium
- Bolivia
- Brazil
- Canada
- Chile
- China
- Colombia
- Dominican Republic
- Ecuador
- Egypt
- El Salvador
- Ethiopia
- France
- Germany
- Greece
- Guatemala
- Holland
- Honduras
- India
- Iran
- Ireland
- Israel
- Italy
- Kuwait
- Mexico
- Morocco
- Nicaragua
- Norway
- Panama



- Peru
- Portugal
- South Africa
- Spain
- Sweden
- Switzerland
- Tunisia
- Uganda
- United Arab Emirates
- United Kingdom
- Venezuela